

Concerned your groceries won't last the month?

OrderAhead

is a fast, private and easy way to order free groceries online.



HOW IT WORKS

STEP 1 Select



Visit orderahead.org and select your pickup date and location.

STEP 2 Choose



Shop online and choose from a changing selection of groceries.

STEP 3 Claim



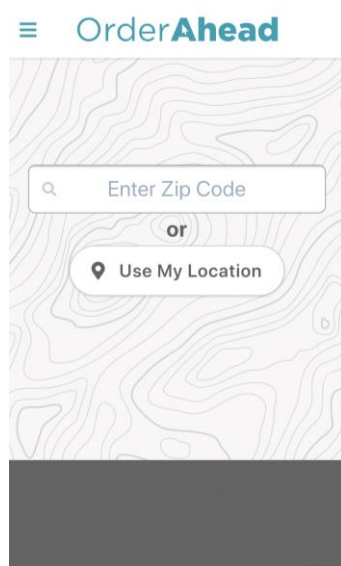
Register or log in, check out and visit the pickup site to claim your groceries.

BEFORE YOU BEGIN

Please note that OrderAhead has been specifically designed for neighbors in need who are routinely worried they might run out of groceries. Individuals can place one online order once per week for grocery pick up. To learn more, check out OrderAhead.org.

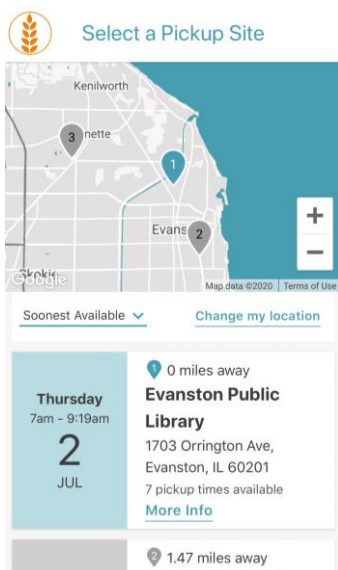
Orders can be placed from Friday at 2pm to Monday at 9am

NAVIGATING ORDERAHEAD.ORG



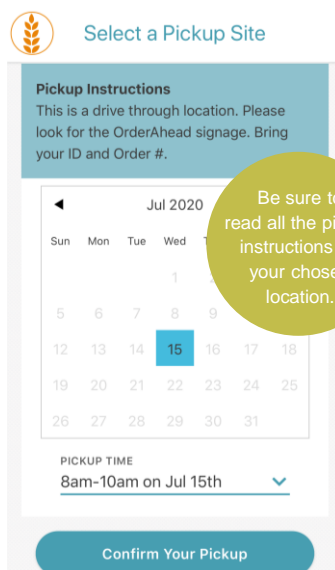
1 - Get started

Visit orderahead.org on your computer or mobile device. When prompted, enter your zip code or enable location services to find your nearby pickup locations.



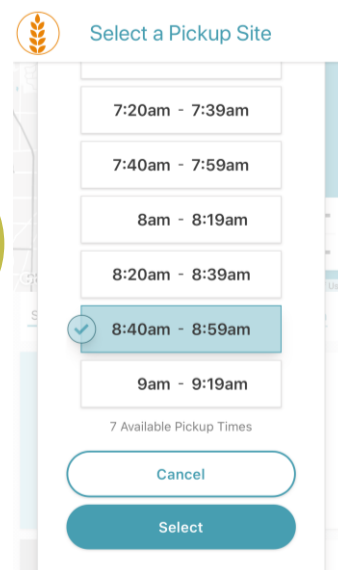
2 - View locations

The map will display locations near you. If pickup times are available, the location will be highlighted in blue.



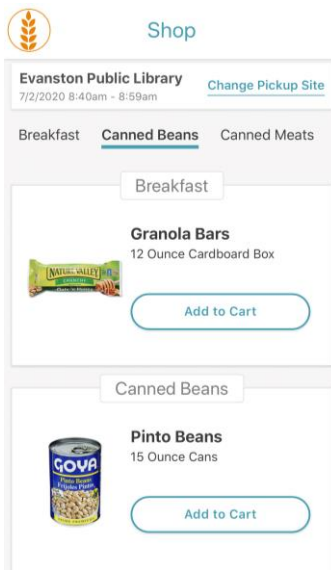
3 - See details

You can learn more about each location by clicking on More Info, including specific instructions about picking up food there.



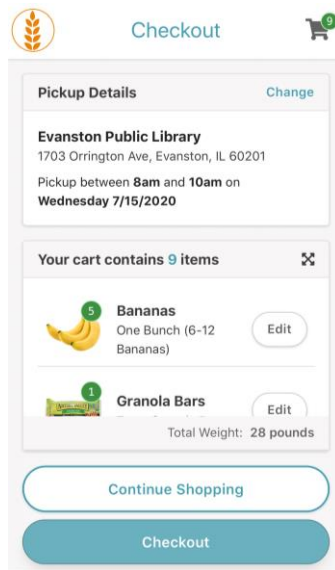
4 - Select time

You can use the calendar and drop down menu to select a time to pick up your order.



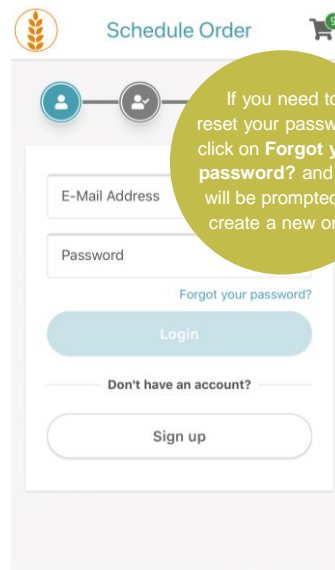
5 - Shop food

You can then shop available items as you would on any shopping platform. Select from a rotating selection of fresh and packaged foods.



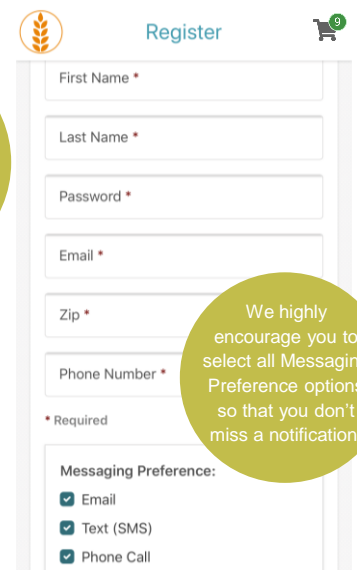
6 - Check out

When ready, you can click the grocery cart in the top right-hand corner to begin the checkout process. Click **Checkout** to continue.



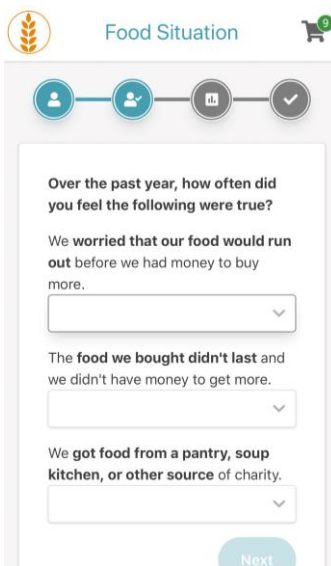
7 - Log in or register

If you already have an account, use your e-mail address and password to log in; otherwise click **Sign up** to register.



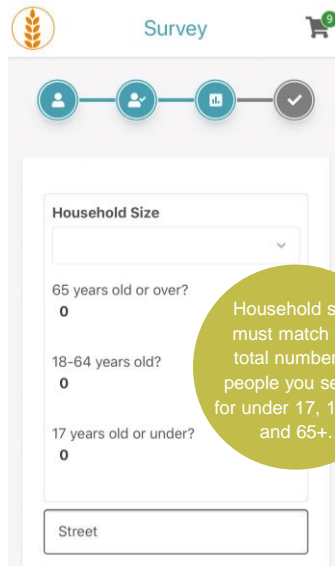
8 - Enter your information

When creating a new account, enter your basic contact information.



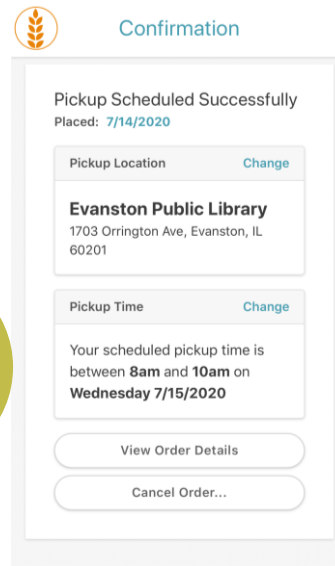
9 - Answer questions

To qualify for OrderAhead, you need to answer a few questions about your food needs.



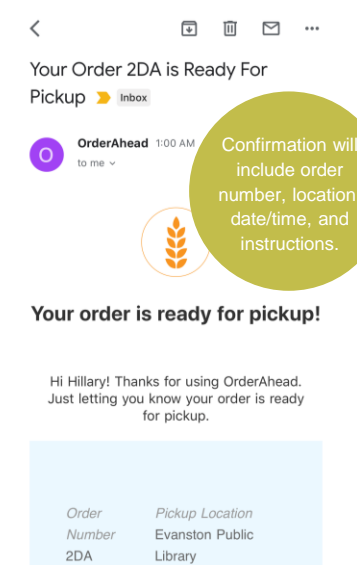
10 - Enter household info.

In order to finalize registration and place your order, you need to answer all demographic questions.



11 - Order confirmed

When your order is placed, you will be redirected to a confirmation page. You will also receive a confirmation email.



12 - Receive pickup alerts

Depending on the messaging preferences you selected during registration, you will receive an email/text/phone call to tell you your order is ready.



OrderAhead is a partnership between the Akron-Canton Regional Foodbank and Feeding America. For questions, please contact cstanley@acrfb.org.

Akron-Canton Regional Foodbank

1365 Cherry Ave. NE
Canton, OH 44714

330.535.6900
akroncantonfoodbank.org